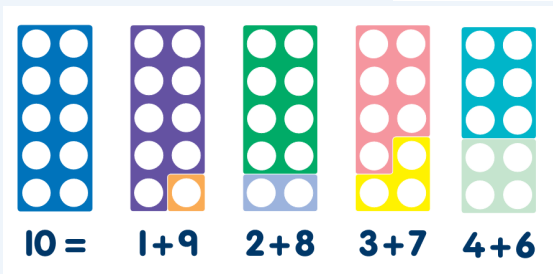


YEAR 1 SPRING 1

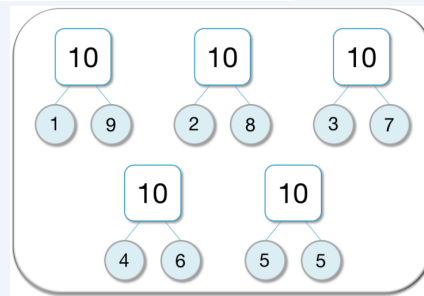
KIRF – I know my number bonds to 10.

Number bonds show us how numbers join together. They are very important for addition and subtraction. This half term, the children will be learning number bonds that make 10; they should be able to recall these independently.

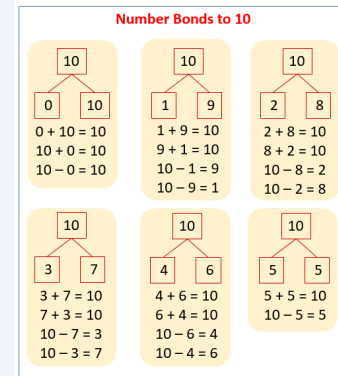
What can this look like?



Concrete



Pictorial



Abstract

Key vocabulary

2 **add** 8 equals 10

5 **plus** 5 is the same as 10

10 **take away** 4 equals 6

10 **subtract** 1 makes 9

10 **minus** 8 equals 2

Questions to ask at home

What do we need to **add** to 3 to make 10?

If I have 5, how **many more** do I need to get to 10?

Things to try

Chants– practice chanting the number bonds.

Paper chains– use two different colours to make paper chains to show each number bond, for example 3 + 7 could be shown as 3 green links and 7 blue links.

Say it, make it, write it– For each number bond, say it out loud, make it using every daily objects and then write it as a sum.

Hands– make the number bonds to 10 using your fingers.

[Hit the Button - Quick fire maths practise for 6-11 year olds \(topmarks.co.uk\)](https://www.topmarks.co.uk/Hit-the-Button)

[@Numberblocks- Ten Again | Learn to Count | Maths Songs for Kids - YouTube](#)

[Number bonds to 10 | Reception maths | Number bonds to 10 worksheet - BBC Bitesize](#)